

DRUMS SYLLABUS

Qualification specifications
for graded exams from 2018

GRACE JONES

WEEZER

NIRVANA

FLEETWOOD MAC

RED HOT CHILI PEPPERS

THE WHITE STRIPES

GUNS N' ROSES

AMY WINEHOUSE

IRON MAIDEN

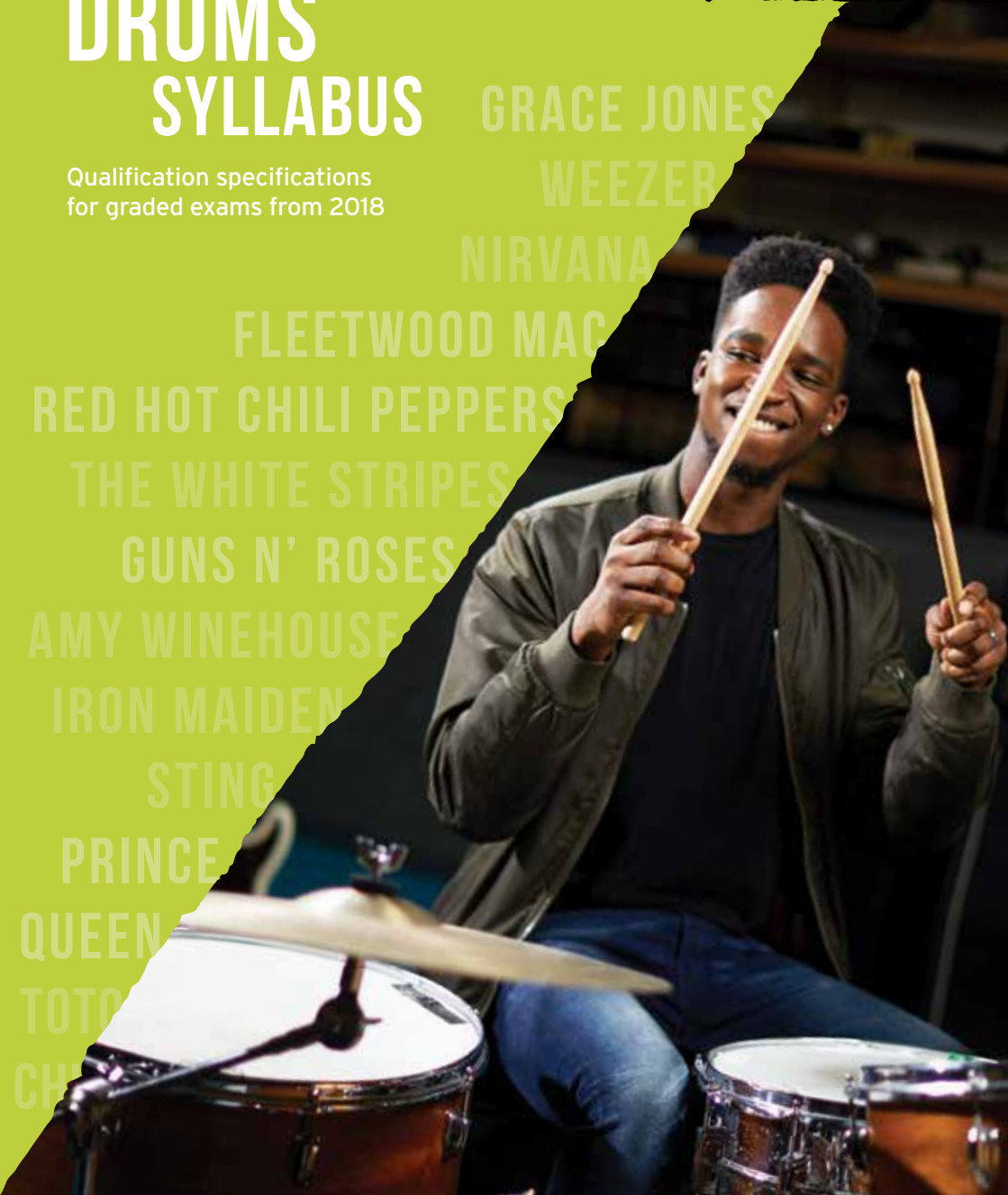
STING

PRINCE

QUEEN

TOTO

CH



WHAT'S CHANGED?

This syllabus features the following changes from the 2015-2017 syllabus:

- ✔ New selection of songs at all levels, expertly arranged for the grade and in a wide range of styles
- ✔ Revised marking criteria, providing examiners, teachers and candidates with increased detail on how exams are marked (see pages 34-37)
- ✔ Revised parameters for own-choice songs (see pages 21-25)
- ✔ Electric drum kits can now be used up to Grade 6
- ✔ Technical focus songs now feature two technical elements
- ✔ Band exams are no longer offered

KEEP UP TO DATE WITH OUR SYLLABUSES

Please check trinityrock.com to make sure you are using the current version of the syllabus and for the latest information about our Rock & Pop exams.

OVERLAP ARRANGEMENTS

This syllabus is valid from 1 January 2018. The 2015-2017 syllabus will remain valid until 31 December 2018, giving a one year overlap. During this time, candidates may present songs from the 2015-2017 syllabus or the syllabus from 2018, but not both. Candidates should indicate which syllabus they are presenting on the appointment form handed to the examiner at the start of the exam.

DRUMS SYLLABUS

Qualification specifications
for graded exams from 2018

Trinity College London
trinitycollege.com

Charity number | 1014792
Patron | HRH The Duke of Kent KG
Chief Executive | Sarah Kemp

Copyright © 2017 Trinity College London
Published by Trinity College London
Online edition, September 2017

CONTENTS

3	/	WELCOME
4	/	INTRODUCTION TO TRINITY'S ROCK & POP EXAMS
9	/	LEARNING OUTCOMES AND ASSESSMENT CRITERIA
14	/	ABOUT THE EXAM
19	/	EXAM GUIDANCE: SONGS
26	/	EXAM GUIDANCE: SESSION SKILLS
32	/	EXAM GUIDANCE: MARKING
38	/	INITIAL
39	/	GRADE 1
40	/	GRADE 2
41	/	GRADE 3
42	/	GRADE 4
43	/	GRADE 5
44	/	GRADE 6
45	/	GRADE 7
46	/	GRADE 8
47	/	PUBLICATIONS
48	/	POLICIES
50	/	ACCESS ALL AREAS...
51	/	NOTES

Trinity College London accepts entries for its exams on the condition that candidates conform to the requirements of the appropriate syllabus. Any amendments to the requirements will be published on our website and in reprints of the document.

WELCOME

Welcome to Trinity College London's Rock & Pop Drums syllabus. Whether self-taught or taking lessons, learning for fun or heading for a career in the music industry, these exams help musicians develop real technical and performance skills to achieve their musical ambitions. We place performance at the heart of our Rock & Pop exams, so everything in this syllabus is assessed within a performance context that mirrors the skills you need in the industry.

REAL SONGS

Play the music you love with our huge range of hit songs spanning all contemporary styles. Choose your set list from the eight songs in our graded songbooks, play a song of your own choice, or perform a song you've written yourself.

REAL SKILLS

Develop the improvisation and playback session skills that professional musicians need. Showcase your technical skills in a real-life context through our technical focus songs and demonstrate your ability to deliver a compelling live performance.

REAL PROGRESS

Achieve your goals with an externally regulated and internationally recognised qualification. Trust the 140-year heritage Trinity brings to contemporary music, and benefit from marks and comments on your performance from industry experts.

The exams are supported by a range of resources that provide essential support for learners:

- ✔ graded songbooks containing all the songs needed for the exam, background information on the songs, and performance hints and tips
- ✔ demo and backing tracks for the songs in the books, as downloads or on CD
- ✔ additional Trinity Rock & Pop arrangements suitable for use as own-choice songs, available at trinityrock.com/extra-songs – check the website for the latest additions
- ✔ session skills example tests books.

We hope you enjoy exploring the songs on offer in this syllabus and we wish you every success in the exams and your wider music-making.

ABOUT TRINITY COLLEGE LONDON

Trinity College London is a leading international exam board and independent education charity that has been providing assessments around the world since 1877. We specialise in the assessment of communicative and performance skills covering music, drama, combined arts and English language. With over 750,000 candidates a year in more than 60 countries worldwide, Trinity qualifications are specifically designed to help students progress. Our aim is to inspire teachers and learners through the creation of assessments that are enjoyable to prepare for, rewarding to teach and that develop the skills needed in real life.

At the heart of Trinity's work is the belief that effective communicative and performance skills are life enhancing, know no boundaries and should be within reach of us all. We exist to promote and foster the best possible communicative and performance skills through assessment, content and training that is innovative, personal and authentic.

INTRODUCTION TO TRINITY'S ROCK & POP EXAMS

OBJECTIVE OF THE QUALIFICATIONS

Trinity's graded Rock & Pop exams provide a structured yet flexible framework for progress, which enables a learner to demonstrate their own musical personality and promotes enjoyment in music performance.

The exams assess music performance, technical ability and responses to set musical tests through face-to-face practical assessment. They offer learners of any age the opportunity to measure their development as performers against a series of internationally understood benchmarks, taking them from beginner level to the point where they can progress to higher education in music.

WHO THE QUALIFICATIONS ARE FOR

Trinity's Rock & Pop exams are open to all learners, with no age restrictions or other limitations. There is no requirement to have passed lower grades, theory exams or other qualifications, although the grades represent a system of progressive mastery and the outcomes for each level assume confidence in the requirements of previous grades.

We are committed to making our exams accessible to all, and each candidate is treated individually when considering how assessments can be adapted for those with special needs. Find more information at trinitycollege.com/music-csn

ASSESSMENT AND MARKING

Trinity's graded exams in Rock & Pop are assessed by external examiners, who are industry experts trained and moderated by Trinity. Examiners provide marks and comments for each section of the exam using the marking criteria on pages 34-37.

The exam is marked out of 100. Candidates' results correspond to different attainment levels as follows:

Mark	Attainment level
87-100	DISTINCTION
75-86	MERIT
60-74	PASS
45-59	BELOW PASS 1
0-44	BELOW PASS 2

See pages 32-37 for further information about how the exam is marked.

DURATION OF STUDY (TOTAL QUALIFICATION TIME)

All regulated qualifications are assigned a total qualification time. This should be used as guidance only. Total qualification time is an estimate of the average time a candidate spends with a teacher (guided learning hours) added to the average time spent learning independently. It is recognised that the amount of time needed to commit to a qualification will be dependent on each individual's level of experience.

	Guided learning hours (GLH)	Independent learning hours (ILH)	Total qualification time (TQT) (hours)
Initial	8	32	40
Grade 1	12	48	60
Grade 2	18	72	90
Grade 3	18	102	120
Grade 4	24	126	150
Grade 5	24	156	180
Grade 6	36	184	220
Grade 7	48	222	270
Grade 8	54	266	320

RECOGNITION AND UCAS POINTS

Trinity College London is an international exam board regulated by Ofqual (Office of Qualifications and Examinations Regulation) in England, CCEA Regulation in Northern Ireland and by Qualifications Wales. Various arrangements are in place with governmental education authorities worldwide.

In the UK, Grades 6-8 are eligible for UCAS (Universities and Colleges Admissions Service) points for those applying to colleges and universities, as shown in the next column.

Grade 6

UCAS POINTS

PASS **6** | MERIT **10** | DISTINCTION **12**

Grade 7

UCAS POINTS

PASS **10** | MERIT **12** | DISTINCTION **16**

Grade 8

UCAS POINTS

PASS **18** | MERIT **24** | DISTINCTION **30**

WHERE THE QUALIFICATIONS COULD LEAD

While for some learners graded Rock & Pop exams represent a personal goal or objective, they can also be used as a progression route towards:

- 🎯 music courses at conservatoires and universities, for which Grade 8 is often specified as an entry requirement
- 🎯 employment opportunities in music and the creative arts.

HOW TO BOOK AN EXAM

Exams can be taken at Trinity's public exam centres, which are available throughout the world. Details are available at trinityrock.com/exam-centres, and candidates should contact their local Trinity representative for more information.

In the UK you may book a public centre exam session online at trinityrock.com/book. Alternatively, schools and private teachers with sufficient candidates may apply for an exam visit (please see trinityrock.com/exam-visit for details).

TRINITY QUALIFICATIONS THAT COMPLEMENT THE ROCK & POP QUALIFICATIONS

Trinity's music qualifications offer flexible progression routes from beginner to advanced levels in a range of musical styles. All are designed to help candidates develop as musicians according to their individual needs as learners.

Graded music exams assess a broad range of musicianship skills, including performance, while certificate exams (available for classical instruments and voice) focus entirely on performance, including separate marks for presentation skills. Find more information about graded exams at trinitycollege.com/gradedexams and about certificate exams at trinitycollege.com/certificates

Candidates can enter any combination of graded or certificate exams, and do not need to pass any particular level in order to proceed to a higher level.

Theory exams are available from Grade 1 to support learners to develop their understanding of the technical language of music. However, no theory qualifications or other prerequisites are required to enter graded or certificate exams at any level. Find more information about theory exams at trinitycollege.com/theory

OTHER QUALIFICATIONS OFFERED BY TRINITY

After Grade 8 or the Advanced Certificate in classical subjects, candidates can progress to diplomas at Associate (ATCL), Licentiate (LTCL) and Fellowship (FTCL) levels. These assess higher skills in performance, teaching and theory. Find more information about diploma exams at trinitycollege.com/diplomas

Adults who work as music educators may also wish to consider Trinity's Level 4 Certificate for Music Educators (Trinity CME). Find more information about the Trinity CME at trinitycollege.com/CME

Music Tracks is an initiative in the UK designed to support teachers in delivering instrumental tuition for both large and small groups. Find more information about Music Tracks at trinitycollege.com/musictracks

We also offer:

- 🎯 graded, certificate and diploma qualifications in drama-related subjects
- 🎯 English language qualifications
- 🎯 teaching English qualifications
- 🎯 Arts Award (only available in certain countries).

Specifications for all these qualifications can be downloaded from trinitycollege.com

Table showing music qualifications available

RQF* Level	EQF** Level	Classical & Jazz	Rock & Pop	Theory & Written	Music Tracks [†]	Solo Certificates [†]	Group Certificates [†]
7	7	FTCL					
6	6	LTCL		LMusTCL			
4	5	ATCL		AMusTCL			
		Certificate for Music Educators (Trinity CME)					
3	4	Grade 8	Grade 8	Grade 8		Advanced	Advanced
		Grade 7	Grade 7	Grade 7			
		Grade 6	Grade 6	Grade 6			
2	3	Grade 5	Grade 5	Grade 5		Intermediate	Intermediate
		Grade 4	Grade 4	Grade 4			
1	2	Grade 3	Grade 3	Grade 3		Foundation	Foundation
		Grade 2	Grade 2	Grade 2	Track 2		
		Grade 1	Grade 1	Grade 1	Track 1		
Entry Level 3	1	Initial	Initial		Initial Track		
Entry Levels 1-2					First Access Track		

* Regulated Qualifications Framework in England and Northern Ireland

** European Qualifications Framework

† Not RQF or EQF regulated

REGULATED TITLES AND QUALIFICATION NUMBERS

Regulated title	Qualification number
Initial TCL Graded Examination in Rock and Pop (Initial) (Entry 3)	600/3695/3
Grade 1 TCL Level 1 Award in Graded Examination in Rock and Pop (Grade 1)	600/3546/8
Grade 2 TCL Level 1 Award in Graded Examination in Rock and Pop (Grade 2)	600/3588/2
Grade 3 TCL Level 1 Award in Graded Examination in Rock and Pop (Grade 3)	600/3590/0
Grade 4 TCL Level 2 Certificate in Graded Examination in Rock and Pop (Grade 4)	600/3591/2
Grade 5 TCL Level 2 Certificate in Graded Examination in Rock and Pop (Grade 5)	600/3592/4
Grade 6 TCL Level 3 Certificate in Graded Examination in Rock and Pop (Grade 6)	600/3593/6
Grade 7 TCL Level 3 Certificate in Graded Examination in Rock and Pop (Grade 7)	600/3594/8
Grade 8 TCL Level 3 Certificate in Graded Examination in Rock and Pop (Grade 8)	600/3595/X

LEARNING OUTCOMES AND ASSESSMENT CRITERIA

INITIAL

(RQF Entry Level 3)

LEARNING OUTCOMES

The learner will:

- 1.**
Produce a performance that demonstrates a basic foundation on their instrument and shows some interpretation
- 2.**
Perform audibly with a sense of enthusiasm and enjoyment and with some awareness of audience
- 3.**
Demonstrate that the foundations of a secure technique have been established
- 4.**
Demonstrate a range of technical and musical abilities through either a quick study piece or improvisation

ASSESSMENT CRITERIA

The learner can:

- 1.1** Perform with adequate continuity and a sense of pulse
- 1.2** Perform with some evidence of individual interpretation
- 2.1** Demonstrate some sense of performance with some confidence and capacity for audience engagement
- 3.1** Demonstrate a generally adequate technique
- 3.2** Perform with an adequate basic sound
- 4.1** Respond to a quick study piece with attention to note values and pitches
- 4.2** Improvise with some melodic development, some harmonic awareness, and a basic use of instrumental/vocal resources relevant to Initial level

GRADE 1

(RQF Level 1)

LEARNING OUTCOMES

The learner will:

- 1.**
Produce a performance that demonstrates preparation and the beginnings of interpretation

- 2.**
Perform accurately and be able to create and convey mood to the audience

- 3.**
Show evidence of a basic familiarity with the fundamentals of instrumental/vocal technique

- 4.**
Demonstrate a range of technical and musical abilities through either a quick study piece or improvisation

ASSESSMENT CRITERIA

The learner can:

- 1.1** Perform with general continuity and a sense of pulse
- 1.2** Perform with a developing feeling of individual interpretation

- 2.1** Give a performance that is essentially accurate with general fluency and attention to musical and notational details
- 2.2** Demonstrate an overall sense of performance with basic confidence and some capacity for audience engagement

- 3.1** Demonstrate a generally reliable technique
- 3.2** Perform with an adequate basic sound with some evidence of tonal control and projection

- 4.1** Respond to a quick study piece with continuity of pulse and attention to note values and pitches
- 4.2** Improvise with some melodic development, harmonic awareness, and use of basic instrumental/vocal resources relevant to Grade 1

GRADE 2

(RQF Level 1)

LEARNING OUTCOMES

The learner will:

- 1.**
Produce a performance that demonstrates preparation, understanding and the beginnings of thoughtful interpretation

- 2.**
Perform clearly and accurately and be able to create and convey mood to the audience

- 3.**
Show evidence of a technical command of the instrument/voice

- 4.**
Demonstrate a range of technical and musical abilities through either a quick study piece or improvisation

ASSESSMENT CRITERIA

The learner can:

- 1.1** Perform with generally secure rhythm and a sense of pulse
- 1.2** Perform with a general feeling of individuality and commitment

- 2.1** Give a performance that is generally accurate and fluent with fair attention to musical and notational details
- 2.2** Demonstrate a competent sense of performance

- 3.1** Demonstrate a competent level of technical ability with varied use of instrumental/vocal resources
- 3.2** Perform with a good-quality sound that is flexible and well-projected

- 4.1** Respond to a quick study piece with continuity of pulse, attention to note values and pitches, and some sense of musical interpretation
- 4.2** Improvise with a creative approach to melodic responses, awareness of harmonic implications, and generally wide use of instrumental/vocal resources relevant to Grade 2

GRADE 3

(RQF Level 1)

LEARNING OUTCOMES

The learner will:

1.
Produce a performance that demonstrates careful preparation, understanding and the beginnings of thoughtful interpretation

2.
Perform clearly and accurately, with a sense of spontaneity and be able to create and convey mood to the audience

3.
Show evidence of a fluent technical command of the instrument/voice

4.
Demonstrate a range of technical and musical abilities through either a quick study piece or an improvisation

ASSESSMENT CRITERIA

The learner can:

- 1.1** Perform with secure rhythm and pulse
1.2 Perform with clear evidence of an emerging musical personality

- 2.1** Give a performance that is accurate and fluent with perceptive attention to musical and notational details
2.2 Demonstrate a confident, communicative and consistent sense of performance

- 3.1** Demonstrate a solid command of technique with musical and sensitive control of intonation and other instrumental/vocal resources
3.2 Perform with good production and projection of sound

- 4.1** Respond to a quick study piece with continuity of pulse, attention to note values and pitches, and a sense of musical interpretation
4.2 Improvise with controlled melodic development, appropriate harmonic vocabulary, and full use of instrumental/vocal resources relevant to Grade 3

GRADE 4

(RQF Level 2)

LEARNING OUTCOMES

The learner will:

1.
Produce a performance that demonstrates an understanding of the material, leading to a personal interpretation

2.
Perform clearly and with projection, supporting mood and character and engaging with the audience

3.
Show evidence of a basic exploration of and familiarity with the fundamentals of instrumental/vocal technique

4.
Demonstrate a range of technical and musical abilities through either a quick study piece or improvisation

ASSESSMENT CRITERIA

The learner can:

- 1.1** Give a performance that pays attention to musical and notational details
1.2 Perform with some evidence of stylistic awareness and a general attempt to convey individual musical intent

- 2.1** Demonstrate an overall sense of performance with confidence and some capacity for audience engagement

- 3.1** Perform with a generally reliable technique
3.2 Perform with an adequate basic sound with some evidence of tonal control and projection

- 4.1** Respond to a quick study piece with continuity of pulse, attention to note values and pitches, and a sense of musical interpretation
4.2 Improvise with melodic development, harmonic awareness, and use of instrumental/vocal resources relevant to Grade 4

GRADE 5

(RQF Level 2)

LEARNING OUTCOMES

The learner will:

- 1.**
Produce a performance that demonstrates a sound understanding of the material, leading to a personal and imaginative interpretation

- 2.**
Perform confidently with projection, control and engagement with the audience

- 3.**
Show evidence of consistent application of developing technical skills and sound production

- 4.**
Demonstrate a range of technical and musical abilities through either a quick study piece or improvisation

ASSESSMENT CRITERIA

The learner can:

- 1.1** Give a performance that pays close attention to musical and notational details
- 1.2** Perform with awareness of and sensitivity to appropriate style, with evidence of an emerging musical personality

- 2.1** Give a performance that is rhythmically secure and has a strong sense of pulse
- 2.2** Perform confidently with a consistent sense of performance and engagement with the audience

- 3.1** Perform with a solid command of technique, good intonation and a musical control of other instrumental/vocal resources
- 3.2** Perform with consistently good production, flexibility and projection of sound

- 4.1** Respond to a quick study piece with fluency, accurate notes and tonality, and detailed phrasing, articulation and dynamics
- 4.2** Improvise with well-controlled and imaginative melodic development, strong planning and structure, appropriate harmonic vocabulary, and full use of instrumental/vocal resources relevant to Grade 5

GRADE 6

(RQF Level 3)

LEARNING OUTCOMES

The learner will:

- 1.**
Produce a secure and sustained performance that demonstrates a stylistic awareness and mature grasp of the material

- 2.**
Perform with confidence and a sense of ownership and self-awareness that engages the audience wholeheartedly

- 3.**
Show familiarity with the full compass of the instrument/voice and use some advanced techniques

- 4.**
Demonstrate a range of technical and musical abilities through either a quick study piece or improvisation

ASSESSMENT CRITERIA

The learner can:

- 1.1** Perform with attention to dynamics, articulation and phrasing
- 1.2** Perform with general evidence of stylistic awareness and some attempt to convey individual musical intent and commitment

- 2.1** Demonstrate an overall sense of performance with general confidence and a recognisable capacity for audience engagement

- 3.1** Give a performance that is technically reliable with generally secure intonation and a good quality of tone

- 4.1** Respond to a quick study piece with mostly accurate notes and tonality, adequate continuity, musical development, and well-planned use of instrumental/vocal resources
- 4.2** Improvise with imaginative melodic development, appropriate harmonic procedures, well-planned length, and use of instrumental/vocal resources

GRADE 7

(RQF Level 3)

LEARNING OUTCOMES

The learner will:

- 1.**
Produce a secure and sustained performance that demonstrates a sensitive stylistic interpretation

- 2.**
Perform with confidence and a sense of ownership and self-awareness, which engages the audience

- 3.**
Show familiarity with the full compass of the instrument/voice and employ advanced techniques

- 4.**
Demonstrate a range of technical and musical abilities through either a quick study piece or improvisation

ASSESSMENT CRITERIA

The learner can:

- 1.1** Perform with a good standard of dynamics, articulation and phrasing
- 1.2** Perform with a clear awareness of appropriate style, with an individual musical personality

- 2.1** Demonstrate a comfortable sense of performance with consistent audience engagement

- 3.1** Give a performance that is fluent and accurate, with a strong technical facility and a high quality of tone and intonation

- 4.1** Respond to a quick study piece with general accuracy in notes and tonality, with continuity and creative musical development, and with a wide use of instrumental/vocal resources
- 4.2** Improvise with creative melodic development, harmonic awareness, appropriate length and a wide use of instrumental/vocal resources

GRADE 8

(RQF Level 3)

LEARNING OUTCOMES

The learner will:

- 1.**
Produce a secure and sustained performance that demonstrates a discriminating and sensitive personal interpretation

- 2.**
Perform with confidence and a sense of authority and control that engages the audience wholeheartedly

- 3.**
Show familiarity with the full compass of the instrument/voice and employ advanced techniques with even control across all registers

- 4.**
Demonstrate a range of technical and musical abilities through either a quick study piece or improvisation

ASSESSMENT CRITERIA

The learner can:

- 1.1** Perform with keen attention to dynamics, articulation and phrasing
- 1.2** Perform with a high level of musical sensitivity and a convincing grasp of appropriate style, with a clear, distinctive and authoritative musical personality

- 2.1** Perform with confidence and effective engagement with the audience

- 3.1** Perform with a strong command of technique with musical and sensitive control of intonation and other instrumental/vocal resources

- 4.1** Respond to a quick study piece with accuracy in notes and tonality, fluency, imaginative musical development, strong planning and construction, and full and creative use of instrumental/vocal resources
- 4.2** Improvise with well-controlled and imaginative melodic development, clear and appropriate harmonic vocabulary, appropriate length and full and creative use of instrumental/vocal resources

ABOUT THE EXAM

Each exam has two main sections: songs and session skills.

SONGS (80 MARKS)

Choose three songs, including a technical focus song.

SESSION SKILLS (20 MARKS)

Choose either playback or improvising.

**SONGS
80 MARKS**



**SESSION SKILLS
20 MARKS**

EXAM STRUCTURE AND MARK SCHEME

	Maximum marks
SONG 1	25

A song chosen from the current graded Trinity Drums songbook, played to a backing track

SONG 2	25
---------------	-----------

Either a different song chosen from the current graded Trinity Drums songbook

or a song from the additional Trinity drums arrangements at trinityrock.com/extra-songs

or an own-choice song

or a song composed by the candidate

If song 2 is an own-choice song or one composed by the candidate it may:

- ✔ be unaccompanied
- ✔ be played to a backing track (which can be pre-recorded by the candidate)
- ✔ include added vocals, performed live by the candidate
- ✔ include an accompaniment played or sung live by another musician

SESSION SKILLS	20
-----------------------	-----------

Either playback **or** improvising

SONG 3	30
---------------	-----------

A technical focus song chosen from the current graded Trinity Drums songbook, containing specific technical elements, played to a backing track

TOTAL	100
--------------	------------

ORDER OF THE EXAM

Candidates can choose the order of the sections of their exam, and should indicate their preferred order on the appointment form. This should be given to the examiner at the start of the exam. If no preference is indicated, the exam will follow the order listed on page 15.

EXAM DURATIONS

Exams are designed to include sufficient time for setting up and presenting all sections, and overall durations are as follows:



Initial
13 mins



Grade 1
13 mins



Grade 2
15 mins



Grade 3
15 mins



Grade 4
20 mins



Grade 5
20 mins



Grade 6
25 mins



Grade 7
25 mins



Grade 8
30 mins

THE EXAM ROOM

The exam room will be equipped with the following:

- ✔ stereo pair of left and right PA speakers
- ✔ amplifiers suitable for bass, guitar, keyboards and vocals
- ✔ CD player
- ✔ small mixer connected to examiner's laptop (used for playing backing tracks)
- ✔ digital or acoustic piano (contact centre for details)
- ✔ jack-to-jack and mic leads
- ✔ table, chairs and a music stand
- ✔ vocal microphone and adjustable microphone stand
- ✔ adjustable piano stool
- ✔ a good-quality drum kit which comprises:
 - snare drum with adjustable drum-kit-sized stand
 - toms (three minimum): high/medium/low
 - bass drum (18-22")
 - hi hat (12-14")
 - ride cymbal (18-22")
 - crash cymbal (14-18")
 - adjustable drum stool

A mains power supply will be available at centres – candidates are responsible for the electrical safety of any of their own equipment used in their exam.

There may be a warm-up room or area where candidates can prepare just before the exam. Facilities will vary between centres.

TUNING AND SET-UP

Assistance in setting up and adjusting the drum kit is permitted up to and including Grade 5. From Grade 6 onwards, candidates are expected to adjust the drum kit and set up equipment without assistance.

TYPES OF INSTRUMENT

For Initial to Grade 6, candidates can use either an electric or an acoustic kit in the exam. From Grade 7 onwards, an acoustic kit must be used. Please note that centres are only required to provide an acoustic kit.

ELECTRIC DRUM KITS

Exams may be taken on electric drum kits up to and including Grade 6. However, it is vital that the instrument is capable of producing all timbral and dynamic variety demanded by the score, as well as any particular effects that individual songs may call for. Particular attention should be paid to the following areas: dynamic contrast, snares on/off, cross stick, use of brushes, clarity of grace note rudiments, clarity of rolls, use of any additional percussion (eg cowbell), differentiation between ghosted and non-ghosted notes, choked cymbal.

IN THE EXAM ROOM

The examiner will have all the backing tracks for songs in the Trinity songbooks so the candidate's backing tracks are only required as back-up copies.

At the beginning of the exam, the examiner will play the first few bars of the backing track of the first song as a sound check, and any adjustments to volume and set-up can be made before the exam begins.

BACKING TRACKS

Candidates can choose to play the songs from the Trinity songbooks either to the backing tracks with metronome click or to the backing tracks without metronome click. Candidates should indicate their choice on the appointment form.

WHAT TO BRING TO THE EXAM

Essential – candidates must bring:

- ✔ an original Trinity Rock & Pop songbook and backing tracks, even if performing from memory
- ✔ their completed appointment form
- ✔ their own drumsticks
- ✔ if performing an own-choice song – the original score and one copy for the examiner, plus the backing track in MP3 format on USB stick or CD (if appropriate).

Optional – candidates may bring:

- ✔ any other equipment required for their performances, eg additional cymbal, double bass-drum pedal, cowbell, china cymbal, additional sticks/brushes, etc
- ✔ headphones, headphone splitters.

Please note that any additional equipment should not take more than three minutes to set up.

Additional information:

- ✔ Candidates at Grades 6-8 wishing to use their own kits may request this at the time of entry.
- ✔ Candidates requiring a left-handed drums set-up must state this clearly on their entry form.
- ✔ We recommend the use of ear defenders by candidates and examiners for the performance of drum kit songs for health and safety reasons. These should be used for all songs.
- ✔ Candidates may prefer to play using headphones for accompanied songs. A separate headphone mix or a splitter should be used as the examiner must be able to hear the backing track through the main speaker system. Candidates are responsible for providing their own headphones and cables.

EXAM GUIDANCE: SONGS



The drum charts are as authentic as possible to the original songs. They have been written to explore the player's technical ability, timekeeping and sense of appropriate style, and to leave some room for creative interpretation where possible.

Where a groove or fill has been written out, it should be played exactly as printed. There are specific points and longer passages throughout the syllabus where candidates are invited to *cont. sim.* or to make up their own fill or solo break over a particular number of beats or bars. Here candidates should use their creativity and stylistic sensibility to come up with suitable ideas to follow the directions on the score. Broad listening and development of stylistic awareness should be key to preparing for these sections.

Candidates should familiarise themselves with the technical demands of each song, particularly when preparing for song 3 (technical focus).

Songs 1 and 3 must be played along with the backing track. Only song 2 may be played unaccompanied (if appropriate – see further details below).

SONG 1

Song 1 must be selected from the current Trinity Drums songbook for the grade, and must be performed with the Trinity backing track.

SONG 2

Song 2 may be selected from the current Trinity Drums songbook for the grade, or it can be an own-choice song.

Own-choice songs must be equivalent in standard to the songs in the Trinity Drums songbook for the grade. Parameters indicating the length and level of difficulty required at each grade are listed on pages 21-25. Please note that revised own-choice parameters apply for this syllabus.

The own-choice song can be:

- ✔ sheet music from a printed or online source
- ✔ an original song that the candidate has written
- ✔ a cover version that the candidate has arranged.

Own-choice songs can:

- ✔ be unaccompanied
- ✔ be played to a backing track (not including the solo part) – this can be self-created
- ✔ include added vocals, performed live by the candidate
- ✔ be accompanied live by a musician, either playing or singing – the additional musician should remain in the exam room for song 2 only and may be a teacher.

Candidates must provide a (photo)copy of their chosen song for the examiner, with name and candidate number clearly shown. The examiner will retain this copy. Own-choice songs may be presented as an original score, handwritten or computer generated, in one of the following formats:

- ✔ a lead sheet with lyrics, chords and melody line
- ✔ a chord chart with lyrics
- ✔ a full score using conventional staff notation.

A song from the 2015–2017 Trinity Rock & Pop syllabus may be selected as an own-choice song, provided that it meets the current own-choice parameters. A list of suitable songs can be found at trinityrock.com

SONG 3

Three of the songs in each Trinity songbook are identified as technical focus songs, and these are marked with [TF] in the song list sections further on in this syllabus. One of these should be chosen for song 3, and it must be performed with the Trinity backing track.

These songs are designed to develop technical skills, and each song has two technical elements specifically identified. Guidance on the preparation of these technical skills is included in the songbooks.

For the technical focus song, higher marks are available in the technical control component to reflect the increased emphasis on this area. Examiners will refer to the technical elements in their comments.

If a candidate includes two or three technical focus songs in their set list, they should clearly indicate on the appointment form which one is to be marked as the technical focus song.

PERFORMANCE AND INTERPRETATION

Trinity's Rock & Pop exams are designed to encourage musical performances that reflect a candidate's own personal style and approach. This is because we understand that contemporary music is flexible in its stylistic interpretation, particularly at the higher grades. However, performances should not be simplified and musical integrity should always be maintained.

REPEATS, EXPRESSIVE TECHNIQUES AND TEMPI

All songs should be prepared in full with all repeats, *da capo* and *dal segno* instructions and 1st and 2nd time bars observed. Candidates are encouraged to include a range of expressive techniques as appropriate to the style of the song, particularly in the higher grades. Candidates should observe terms showing tempo, dynamics, character and style of the music.

BACKING TRACKS

Backing tracks for own-choice songs must be of good quality, in MP3 format and presented on a USB stick or computer-readable audio CD. They must not include the solo part.

PERFORMING FROM MEMORY

Candidates may perform any or all of their songs from memory. However, this is not compulsory and no additional marks are given for this.

MUSIC AND COPIES

It is essential that candidates bring an original copy, or an authorised download, of the music being performed into the exam room. If an unauthorised copy is used, Trinity may not award marks for that song. Original copies of own-choice sheet music can be purchased or downloaded from music shops and publishers. Proof of purchase will be required for downloads. Allowances cannot be made for delays in obtaining printed music.

PAGE TURNERS

The examiner will not be able to help with page turning. Difficult page turns may be overcome by photocopying the relevant pages. A page turner may assist at Grades 6–8 if necessary, but must only be present in the exam room when required to turn pages. The page turner should not be the candidate's teacher.

COPYRIGHT IN A SONG

Points to remember:

- ✔ Candidates can create a cover version of a song and perform it in an exam or other non-public performance.
- ✔ Candidates cannot record a cover version or make recordings available to others (by uploading it to a website or copying it) without the appropriate licence.
- ✔ Candidates own the copyright of any songs they have written themselves.

Further information is available at trinityrock.com/syllabus

OBTAINING MUSIC FOR THE EXAM

Trinity's Rock & Pop songbooks contain eight songs (including three technical focus songs), plus background information on the songs and performance tips. They are available from trinityrock.com/shop or from your local music shop. See page 47 for further details.

PARAMETERS FOR OWN-CHOICE SONGS

Own-choice songs should match the standard of songs in the Trinity Drums songbook for the appropriate grade.

The following tables give guidelines for what might be included at each grade. All techniques are cumulative, but it is not expected that songs will contain everything in the list – this is intended to be a general guide to the type of techniques appropriate at each grade.

Please note that if the length of the song is towards the maximum end of the time limit then examiners may stop the performance once they have heard enough to form a balanced assessment. Songs that exceed the required duration will be stopped when the maximum length is reached. Own-choice songs may be shortened from the original if necessary, for example by cutting instrumental intros and outros, or by limiting the number of verses.

INITIAL

Duration	45 seconds - 2 minutes
Rhythmic values	Predominantly crotchet and quaver plus equivalent rests, occasional semiquavers
Dynamics	<i>mp, mf, f</i> – few changes, simple contrasts only
Syncopation	None
Time signatures	$\frac{4}{4}, \frac{2}{4}, \frac{3}{4}$
Kit/beaters	Full use of five-piece drum kit with sticks
Tempos	60-130 bpm
Independence	Basic right foot independence only
Techniques	Cross stick, snares on/off, short notated solo breaks/fills, trashy/tight hi hat
Improvisation	None

GRADE 1

Duration	1-2.5 minutes
Rhythmic values	Dotted crotchet, semiquaver (more frequent use), equivalent rests
Dynamics	<i>p, mp, mf, f</i> with occasional hairpins and <i>crescendo/diminuendo</i>
Other directions/ markings	Accent, slash notation/ <i>cont. sim.</i>
Syncopation	Limited – only very simple/repetitive quaver off-beats
Time signatures	As Initial
Kit/beaters	As Initial
Tempos	60-160 bpm
Independence	As Initial
Techniques	As Initial
Improvisation	None

GRADE 2

Duration	1.5-3 minutes
Rhythmic values	Dotted quavers, ties
Dynamics	As Grade 1, but with <i>crescendos/decrescendos</i> within phrases and greater use of contrasts
Other directions/ markings	<i>Subito</i> dynamics
Syncopation	More quaver off-beats
Time signatures	$\frac{2}{4}$, occasional changes of time signature
Kit/beaters	Brushes (non swish patterns), hot rods/rutes
Tempos	50-160 bpm
Independence	Basic right-hand independence around kit
Techniques	Open/closed hi hat, fills containing grace note rudiments, very simple swing patterns
Improvisation	Occasional ad lib. fills, <i>cont. sim.</i> with minor variation

GRADE 3

Duration	1.5-3.5 minutes
Rhythmic values	Semiquaver rest, semiquaver-quaver-semiquaver figure, quaver triplet, semiquaver triplet, more complex tied rhythms
Dynamics	<i>pp. ff</i>
Other directions/ markings	<i>Marcato</i> accent, phrasing marks above the stave
Syncopation	Simple semiquaver off-beats
Time signatures	$\frac{6}{8}$, $\frac{12}{8}$
Kit/beaters	Soft mallets
Tempos	Full range of tempos, tempo changes within songs
Independence	Simple semiquaver independence in snare and bass drum
Techniques	Simple rolls, 16-beat grooves on hi hat (hand to hand)
Improvisation	Ad lib. fills appearing more often

GRADE 4

Duration	2.5-4 minutes
Rhythmic values	Demisemiquaver, more complex use of semiquaver triplet
Dynamics	Any, as relevant to the music
Other directions/ markings	Any, as relevant to the music
Syncopation	Slightly more than Grade 3, syncopation in fills
Time signatures	All regular time signatures
Kit/beaters	Brushes
Independence	Slightly busier than Grade 3
Techniques	Ghost notes, simple scrub/swish for brushes, 3 against 2
Improvisation	Four-bar improvised solos

GRADE 5

Duration	2.5-4 minutes
Rhythmic values	Any
Syncopation	Free semiquaver/quaver triplet syncopation across the kit
Time signatures	Occasional irregular time signatures, more frequent changes of time signature
Independence	Simple left foot (hi hat with foot) independence
Techniques	Faster hi hat patterns may require Moeller/multiple motion, strokes, solo breaks around phrasing/ensemble hits, full brush swing pattern, longer interpretive <i>cont. sim.</i> passages
Improvisation	8-bar improvised solos

GRADE 6

Duration	3-4.5 minutes
Time signatures	More use of irregular time signatures
Kit/beaters	Double bass-drum pedal as an option for fast moving BD patterns
Independence	More complex left hand off-beats under right-hand 16th patterns
Techniques	Faster, rebounded bass drum strokes, choked hi hat
Improvisation	12-bar improvised solos

GRADE 7

Duration	3-4.5 minutes
Kit/beaters	Double bass-drum pedal
Techniques	Double-pedal patterns, faster double-stroke rolls on toms, more left hand lead around the drums
Improvisation	16-bar improvised solos

GRADE 8

Duration	3.5-5 minutes
Independence	More complex left foot independence, hi hat or bass drum
Techniques	Extended solo sections, more challenging double-pedal writing, varied tone production
Improvisation	Multiple improvised solos, any length

EXAM GUIDANCE: SESSION SKILLS



Contemporary musicians need to develop a range of listening and improvisation skills, whether they are an artist or session musician. The session skills tests have been specifically designed to develop and reinforce those skills.

Candidates choose either **playback** or **improvising**.

PLAYBACK

Professional musicians need excellent listening and sight reading skills. The playback test develops both.

Candidates choosing this option are required to perform some music they have not seen or heard before.

Candidates are given a song chart and have 30 seconds to study it and try out any sections. The examiner then plays the backing track.

Candidates should listen to the backing track, repeating what they hear, reading the music from the song chart if they wish. The test consists of a series of short drum grooves and fills, and candidates should repeat each of these straight back in turn. A count-in is given at the beginning of the backing track, and a backing rhythm is played throughout.

In the exam candidates have two chances to play along with the track:

- ✔ first time – for practice
- ✔ second time – for assessment.

Candidates should follow the musical direction in the written score, and copy the expressive techniques heard on the track. No variation or improvisation is required – the song chart/recording should be copied as accurately as possible, including details of articulation and dynamics.

Technical expectations for the playback test are given in the table on pages 28-29.

All requirements are cumulative, meaning that tests may also include requirements from lower grades.

Sample tests are available in our Session Skills books (see page 47) and free examples can be downloaded from trinityrock.com

IMPROVISING

Improvisation is a key skill for contemporary musicians. Many of the best tracks came from studio improvisation sessions. Improvisation skills allow players to work with other musicians to bounce creative ideas around and develop their own songs or unique cover versions. When on stage, improvisation can help bring excitement and colour to the live performance. Improvisation can develop creative musicianship skills that unlock a variety of musical styles and technical ability. Our tests are designed to introduce candidates to improvisation gradually, creatively and with a range of supporting resources.

Candidates choosing this option are required to improvise in a specified style over a recorded backing track that they have not seen or heard before. The backing track consists of a passage of music played on a loop.

Candidates are given a chord chart and the examiner plays a short section of the backing track so they can get a feel for the tempo and style. They then have 30 seconds to study it and try out any sections. The examiner then plays the backing track.

Candidates should improvise in the given style over the backing track, which is played four times through before fading out. A count-in is given at the beginning of the recording, and a backing rhythm is played throughout.

In the exam candidates have two chances to play along with the track:

- 🎧 first time – for practice
- 🎧 second time – for assessment.

Candidates should respond to the test by considering the style, the time signature and the form of the supplied chart. Players should think about variety and development of time patterns, stylistic and appropriately placed fills and to respond musically and creatively to the content of the playalong track.

Technical expectations for the improvisation test are given in the table on pages 30-31.

All requirements are cumulative, meaning that tests may also include requirements from lower grades.

Sample tests are available in our Session Skills books (see page 47) and free examples can be downloaded from trinityrock.com

Playback

	Initial	Grade 1	Grade 2	Grade 3
Total length	8 bars			8 to 12 bars
Length of repeated sections	2 bars			2 to 4 bars
Time signatures	$\frac{4}{4}$, $\frac{2}{4}$		$\frac{3}{4}$	
Note values	minims, crotchets, quavers		dotted minims	semiquavers, dotted crotchets
Rest values	minims, crotchets			quavers, semibreves
Dynamics and articulation	no dynamics or phrasing	<i>p</i> and <i>f</i>	accents	<i>mp</i> and <i>mf</i>
Additional parameters	SD, BD, HT, LT, crash cymbal; single line only	mid tom tom, some 2-way coordination	HH and RC, mostly 2-way coordination, ties	HH with foot, off-beat BD rhythms, 3-way coordination

Grade 4	Grade 5	Grade 6	Grade 7	Grade 8
	12 to 16 bars	16 to 20 bars		20 to 24 bars
		4 to 8 bars		
6 8	12 8	2 9 3 2, 8, 8	7 7 5 5 4, 8, 4, 8	time signature changes
quaver triplets	dotted quavers, semiquaver triplets, sextuplets	semibreves, dotted semiquavers, demisemiquavers	crotchet triplets, duplets	
dotted crotchets	dotted minims, dotted quavers	dotted quavers, dotted semiquavers, semiquavers		
<i>crescendo</i> and <i>diminuendo</i>	<i>pp</i> , <i>ff</i> and <i>sfz</i>		any common terms and signs	
whole kit with open/closed HH, rim-clicks, rolls, flams, drags and ruffs	extended independence	ghost notes		

Improvising

	Initial	Grade 1	Grade 2	Grade 3
Total bars	4			8
Time signatures & rhythm	$\frac{4}{4}$		$\frac{3}{4}$	$\frac{2}{2}$, swung quavers
Harmonic changes	1 chord per bar			
Solo break				
Styles	simple rock, pop	ballad, heavy rock	country	blues

Grade 4	Grade 5	Grade 6	Grade 7	Grade 8
	12	16		
$\frac{6}{8}$, syncopation	$\frac{12}{8}$	$\frac{9}{8}$	$\frac{5}{4}, \frac{7}{8}$	time signature changes
some use of 2 chords per bar			more varied rate of harmonic change	
		up to 2 bars		up to 4 bars
reggae, R 'n' B	funk, shuffle, disco	Latin, metal	jazz, boogie-woogie, boogie-style rock	any common style including hybrid styles (eg jazz funk, Latin soul, samba)

EXAM GUIDANCE: MARKING

HOW THE EXAM IS MARKED

The examiner gives comments and marks for each section of the exam, up to the maximums listed on page 15.

It is not necessary to pass all sections or any particular section in order to achieve a pass overall. No marks are awarded for a section if no attempt is made.

The total mark for the exam corresponds to different attainment levels as follows:

Overall mark	Attainment level
87-100	DISTINCTION
75-86	MERIT
60-74	PASS
45-59	BELOW PASS 1
0-44	BELOW PASS 2

HOW THE SONGS ARE MARKED

Each song is awarded three separate marks corresponding to three specific musical components, allowing candidates to receive precise feedback about specific aspects of their performance. These marks combine to give an overall mark for the song.

The three components are:

Fluency & security

Fluency, synchronisation with the backing track, security in notes and rhythm.

Technical control

Ability to control the instrument effectively, achieving the various technical demands of the song; sound quality.

Communication & style

Stylistic understanding (eg mood and character), musical detail (eg dynamics and articulation), audience engagement.

Marks are awarded for these, to form a maximum total mark for each song as follows:

Songs 1 & 2	Song 3	Component
8	8	FLUENCY & SECURITY
8	12	TECHNICAL CONTROL
9	10	COMMUNICATION & STYLE
25	30	TOTAL MAXIMUM MARK FOR EACH SONG

The marks for song 3 are different because higher marks are awarded under technical control to reflect the two areas of technical focus.

Total marks awarded for songs correspond to the attainment levels as follows:

Songs 1 & 2	Song 3	Attainment level
22-25	26-30	DISTINCTION
19-21	22-25	MERIT
15-18	18-21	PASS
11-14	14-17	BELOW PASS 1
0-10	0-13	BELOW PASS 2

HOW SESSION SKILLS ARE MARKED

Session skills are awarded a single mark that corresponds to different attainment levels as follows:

Overall mark	Attainment level
17-20	DISTINCTION
15-16	MERIT
12-14	PASS
9-11	BELOW PASS 1
0-8	BELOW PASS 2

HOW THE SONGS ARE MARKED

Examiners use the criteria below to decide on the mark:

Fluency & security

8 MARKS

Excellent fluency and synchronisation.
Very high level of security in notes and rhythm.

7 MARKS

Very good sense of fluency and synchronisation with only momentary lapses.
High level of security in notes and rhythm with minimal inaccuracies.

6 MARKS

Good sense of fluency and synchronisation though with occasional lapses.
Good level of security in notes and rhythm despite occasional inaccuracies.

Technical control (Songs 1 & 2)

8 MARKS

Technical demands fulfilled to a very high degree.
Excellent sound quality.

7 MARKS

Technical demands fulfilled with only momentary insecurities.
Very good sound quality with minimal blemishes.

6 MARKS

Technical demands largely fulfilled though with occasional insecurities.
Good sound quality despite occasional lapses.

Technical control (Song 3)

12 MARKS

Technical focus elements fulfilled to a very high degree.
Excellent sound quality.

10-11 MARKS

Technical focus elements fulfilled with only momentary insecurities.
Very good sound quality with minimal blemishes.

8-9 MARKS

Technical focus elements largely fulfilled though with occasional insecurities.
Good sound quality despite occasional lapses.

Communication & style

9 MARKS (SONGS 1 & 2) 10 MARKS (SONG 3)

Highly convincing communication and engagement.
Excellent stylistic understanding and realisation of musical detail.

8 MARKS (SONGS 1 & 2) 9 MARKS (SONG 3)

Very good communication and engagement with only momentary insecurities.
Very good stylistic understanding and realisation of musical detail with minimal lapses.

6-7 MARKS (SONGS 1 & 2) 7-8 MARKS (SONG 3)

Good communication and engagement overall though with occasional insecurities.
Good stylistic understanding and realisation of musical detail despite occasional lapses.

5 MARKS

Generally reliable level of fluency and synchronisation though with some lapses.

Reasonable level of security in notes and rhythm despite some inaccuracies.

3-4 MARKS

Unreliable fluency and synchronisation.

Unreliable level of security in notes and rhythm.

1-2 MARKS

Little or no sense of fluency or synchronisation.

Extremely unreliable level of security in notes and rhythm.

5 MARKS

Technical demands generally fulfilled though with some insecurities.

Basic sound quality achieved despite some lapses.

3-4 MARKS

Technical demands often not fulfilled.

Unreliable sound quality.

1-2 MARKS

Technical demands hardly or not at all fulfilled.

Basic sound quality not achieved.

7 MARKS

Technical focus elements generally fulfilled though with some insecurities.

Basic sound quality achieved despite some lapses.

4-6 MARKS

Technical focus elements often not fulfilled.

Unreliable sound quality.

1-3 MARKS

Technical focus elements hardly or not at all fulfilled.

Basic sound quality not achieved.

5 MARKS (SONGS 1 & 2)**6 MARKS (SONG 3)**

Generally reliable level of communication and engagement though with some insecurities.

Reasonable stylistic understanding and realisation of musical detail despite some lapses.

3-4 MARKS (SONGS 1 & 2)**4-5 MARKS (SONG 3)**

Unreliable communication and engagement.

Unreliable stylistic understanding and realisation of musical detail.

1-2 MARKS (SONGS 1 & 2)**1-3 MARKS (SONG 3)**

Little or no communication and engagement.

Extremely unreliable stylistic understanding and realisation of musical detail.

HOW SESSION SKILLS ARE MARKED

Examiners use the criteria below to decide on the mark:

Playback

19-20 MARKS

Very high level of security in notes and rhythms.
Excellent sense of fluency and synchronisation.
Excellent sound quality and attention to musical detail.

17-18 MARKS

High level of security in notes and rhythms with only minimal inaccuracies.
Very good sense of fluency and synchronisation.
Very good sound quality and attention to musical detail.

15-16 MARKS

Good level of security in notes and rhythms despite occasional inaccuracies.
Good sense of fluency and synchronisation.
Good sound quality and attention to musical detail.

Improvising

19-20 MARKS

Highly convincing stylistic communication and development.
Excellent fluency and synchronisation.
Excellent sound quality and command of instrumental resources.

17-18 MARKS

Very good level of stylistic communication and development with only minimal limitations.
Very good fluency and synchronisation.
Very good sound quality and command of instrumental resources.

15-16 MARKS

Good level of stylistic communication and development despite occasional limitations.
Good sense of fluency and synchronisation.
Good sound quality and command of instrumental resources.

12-14 MARKS

Generally reliable level of security in notes and rhythms though with some inaccuracies.

Basic level of fluency and synchronisation.

Basic sound quality and attention to musical detail.

7-11 MARKS

Unreliable level of security in notes and rhythms.

Unreliable level of fluency and synchronisation.

Unreliable sound quality and attention to musical detail.

1-6 MARKS

Little or no accuracy in notes and rhythms.

Little or no fluency and synchronisation.

Little or no sound quality and attention to musical detail.

12-14 MARKS

Generally reliable level of stylistic communication and development though with some limitations.

Basic level of fluency and synchronisation.

Basic sound quality and command of instrumental resources.

7-11 MARKS

Unreliable level of stylistic communication and development.

Unreliable level of fluency and synchronisation.

Unreliable sound quality and command of instrumental resources.

1-6 MARKS

Little or no stylistic communication and development.

Little or no fluency and synchronisation.

Little or no basic sound quality and command of instrumental resources.

INITIAL

EXAM STRUCTURE

The Initial exam contains the following:

	Maximum marks
SONG 1	25

A song chosen from the Trinity Initial Drums songbook, played to a backing track

SONG 2	25
---------------	-----------

Either a different song chosen from the Trinity Initial Drums songbook

or a song from the additional Trinity drums arrangements at trinityrock.com/extra-songs

or an own-choice song

or a song composed by the candidate

If song 2 is an own-choice song or one composed by the candidate it may:

- 🚫 be unaccompanied
- 🚫 be played to a backing track (which can be pre-recorded by the candidate)
- 🚫 include added vocals, performed live by the candidate
- 🚫 include an accompaniment played or sung live by another musician

SESSION SKILLS	20
-----------------------	-----------

Either playback **or** improvising

SONG 3	30
---------------	-----------

A technical focus song chosen from the Trinity Initial Drums songbook, containing specific technical elements, played to a backing track

TOTAL	100
--------------	------------

SONGS

See pages 19-21 for requirements about the selection of songs.

The following songs are included in the Trinity Initial Drums songbook.

Technical focus songs are indicated with [TF].

Parameters for own-choice songs are listed on pages 21-25.

DO I WANNA KNOW? [TF] Arctic Monkeys

GOLD LION Yeah Yeah Yeahs

HOLD ON Alabama Shakes

HOT PANTS [TF] James Brown

ISLAND IN THE SUN Weezer

THREE LITTLE BIRDS Bob Marley & the Wailers

WE WILL ROCK YOU Queen

YELLOW [TF] Coldplay

SESSION SKILLS

Candidates choose either **playback** or **improvising**.

See pages 26-31 for full details of the requirements and parameters.

EXAM DURATION



The Initial exam lasts 13 minutes.

GRADE 1

EXAM STRUCTURE

The Grade 1 exam contains the following:

	Maximum marks
SONG 1	25

A song chosen from the Trinity Grade 1 Drums songbook, played to a backing track

SONG 2	25
---------------	-----------

Either a different song chosen from the Trinity Grade 1 Drums songbook

or a song from the additional Trinity drums arrangements at trinityrock.com/extra-songs

or an own-choice song

or a song composed by the candidate

If song 2 is an own-choice song or one composed by the candidate it may:

- ✔ be unaccompanied
- ✔ be played to a backing track (which can be pre-recorded by the candidate)
- ✔ include added vocals, performed live by the candidate
- ✔ include an accompaniment played or sung live by another musician

SESSION SKILLS	20
-----------------------	-----------

Either playback **or** improvising

SONG 3	30
---------------	-----------

A technical focus song chosen from the Trinity Grade 1 Drums songbook, containing specific technical elements, played to a backing track

TOTAL	100
--------------	------------

SONGS

See pages 19-21 for requirements about the selection of songs.

The following songs are included in the Trinity Grade 1 Drums songbook.

Technical focus songs are indicated with [TF].

Parameters for own-choice songs are listed on pages 21-25.

ANOTHER ONE BITES THE DUST	Queen
----------------------------	-------

BILLIE JEAN	Michael Jackson
-------------	-----------------

FEVER	The Black Keys
-------	----------------

FLOAT ON [TF]	Modest Mouse
---------------	--------------

MUSTANG SALLY	Wilson Pickett
---------------	----------------

SEVEN NATION ARMY	The White Stripes
-------------------	-------------------

THE WEIGHT [TF]	The Band
-----------------	----------

UPTOWN FUNK [TF]	Mark Ronson, feat. Bruno Mars
------------------	-------------------------------

SESSION SKILLS

Candidates choose either **playback** or **improvising**.

See pages 26-31 for full details of the requirements and parameters.

EXAM DURATION



The Grade 1 exam lasts 13 minutes.

GRADE 2

EXAM STRUCTURE

The Grade 2 exam contains the following:

	Maximum marks
SONG 1	25

A song chosen from the Trinity Grade 2 Drums songbook, played to a backing track

SONG 2	25
---------------	-----------

Either a different song chosen from the Trinity Grade 2 Drums songbook

or a song from the additional Trinity drums arrangements at trinityrock.com/extra-songs

or an own-choice song

or a song composed by the candidate

If song 2 is an own-choice song or one composed by the candidate it may:

- ✔ be unaccompanied
- ✔ be played to a backing track (which can be pre-recorded by the candidate)
- ✔ include added vocals, performed live by the candidate
- ✔ include an accompaniment played or sung live by another musician

SESSION SKILLS	20
-----------------------	-----------

Either playback **or** improvising

SONG 3	30
---------------	-----------

A technical focus song chosen from the Trinity Grade 2 Drums songbook, containing specific technical elements, played to a backing track

TOTAL	100
--------------	------------

SONGS

See pages 19-21 for requirements about the selection of songs.

The following songs are included in the Trinity Grade 2 Drums songbook.

Technical focus songs are indicated with [TF].

Parameters for own-choice songs are listed on pages 21-25.

FALLIN' [TF]	Alicia Keys
JUST KISSED MY BABY	The Meters
KNOCK ON WOOD	Eddie Floyd
MISS YOU	The Rolling Stones
SHE SELLS SANCTUARY	The Cult
SONG 2 [TF]	Blur
UNDER THE BRIDGE [TF]	Red Hot Chili Peppers
YOU MAKE LOVING FUN	Fleetwood Mac

SESSION SKILLS

Candidates choose either **playback** or **improvising**.

See pages 26-31 for full details of the requirements and parameters.

EXAM DURATION



The Grade 2 exam lasts 15 minutes.

GRADE 3

EXAM STRUCTURE

The Grade 3 exam contains the following:

	Maximum marks
SONG 1	25

A song chosen from the Trinity Grade 3 Drums songbook, played to a backing track

SONG 2	25
---------------	-----------

Either a different song chosen from the Trinity Grade 3 Drums songbook

or a song from the additional Trinity drums arrangements at trinityrock.com/extra-songs

or an own-choice song

or a song composed by the candidate

If song 2 is an own-choice song or one composed by the candidate it may:

- ✔ be unaccompanied
- ✔ be played to a backing track (which can be pre-recorded by the candidate)
- ✔ include added vocals, performed live by the candidate
- ✔ include an accompaniment played or sung live by another musician

SESSION SKILLS	20
-----------------------	-----------

Either playback **or** improvising

SONG 3	30
---------------	-----------

A technical focus song chosen from the Trinity Grade 3 Drums songbook, containing specific technical elements, played to a backing track

TOTAL	100
--------------	------------

SONGS

See pages 19-21 for requirements about the selection of songs.

The following songs are included in the Trinity Grade 3 Drums songbook.

Technical focus songs are indicated with [TF].

Parameters for own-choice songs are listed on pages 21-25.

ARE YOU GONNA GO MY WAY [TF]	Lenny Kravitz
DANCING IN THE MOONLIGHT	Toploader
DON'T WANNA FIGHT	Alabama Shakes
I NEVER LOVED A MAN (THE WAY I LOVE YOU) [TF]	Aretha Franklin
LONDON CALLING	The Clash
LOVE IS THE DRUG	Roxy Music
SWEET CHILD O' MINE [TF]	Guns N' Roses
SWEET EMOTION	Aerosmith

SESSION SKILLS

Candidates choose either **playback** or **improvising**.

See pages 26-31 for full details of the requirements and parameters.

EXAM DURATION



The Grade 3 exam lasts 15 minutes.

GRADE 4

EXAM STRUCTURE

The Grade 4 exam contains the following:

	Maximum marks
SONG 1	25

A song chosen from the Trinity Grade 4 Drums songbook, played to a backing track

SONG 2	25
---------------	-----------

Either a different song chosen from the Trinity Grade 4 Drums songbook

or a song from the additional Trinity drums arrangements at trinityrock.com/extra-songs

or an own-choice song

or a song composed by the candidate

If song 2 is an own-choice song or one composed by the candidate it may:

- ✔ be unaccompanied
- ✔ be played to a backing track (which can be pre-recorded by the candidate)
- ✔ include added vocals, performed live by the candidate
- ✔ include an accompaniment played or sung live by another musician

SESSION SKILLS	20
-----------------------	-----------

Either playback **or** improvising

SONG 3	30
---------------	-----------

A technical focus song chosen from the Trinity Grade 4 Drums songbook, containing specific technical elements, played to a backing track

TOTAL	100
--------------	------------

SONGS

See pages 19-21 for requirements about the selection of songs.

The following songs are included in the Trinity Grade 4 Drums songbook.

Technical focus songs are indicated with [TF].

Parameters for own-choice songs are listed on pages 21-25.

BROWN EYED GIRL Van Morrison

CAN'T GET ENOUGH Bad Company

CAR WASH Rose Royce

COME TOGETHER [TF] The Beatles

JUMP [TF] Van Halen

LE FREAK [TF] Chic

REACH OUT I'LL BE THERE Four Tops

YOU DO SOMETHING TO ME Paul Weller

SESSION SKILLS

Candidates choose either **playback** or **improvising**.

See pages 26-31 for full details of the requirements and parameters.

EXAM DURATION



The Grade 4 exam lasts 20 minutes.

GRADE 5

EXAM STRUCTURE

The Grade 5 exam contains the following:

	Maximum marks
SONG 1	25

A song chosen from the Trinity Grade 5 Drums songbook, played to a backing track

SONG 2	25
---------------	-----------

Either a different song chosen from the Trinity Grade 5 Drums songbook

or a song from the additional Trinity drums arrangements at trinityrock.com/extra-songs

or an own-choice song

or a song composed by the candidate

If song 2 is an own-choice song or one composed by the candidate it may:

- ✔ be unaccompanied
- ✔ be played to a backing track (which can be pre-recorded by the candidate)
- ✔ include added vocals, performed live by the candidate
- ✔ include an accompaniment played or sung live by another musician

SESSION SKILLS	20
-----------------------	-----------

Either playback **or** improvising

SONG 3	30
---------------	-----------

A technical focus song chosen from the Trinity Grade 5 Drums songbook, containing specific technical elements, played to a backing track

TOTAL	100
--------------	------------

SONGS

See pages 19-21 for requirements about the selection of songs.

The following songs are included in the Trinity Grade 5 Drums songbook.

Technical focus songs are indicated with [TF].

Parameters for own-choice songs are listed on pages 21-25.

ALIVE [TF]	Pearl Jam
HERE COMES THE SUN	The Beatles
MUSICOLOGY	Prince
NO ONE KNOWS [TF]	Queens of the Stone Age
RIFF RAFF [TF]	AC/DC
THE RIVERBOAT SONG	Ocean Colour Scene
SIR DUKE	Stevie Wonder
YOU KNOW I'M NO GOOD	Amy Winehouse

SESSION SKILLS

Candidates choose either **playback** or **improvising**.

See pages 26-31 for full details of the requirements and parameters.

EXAM DURATION



The Grade 5 exam lasts 20 minutes.

GRADE 6

EXAM STRUCTURE

The Grade 6 exam contains the following:

	Maximum marks
SONG 1	25

A song chosen from the Trinity Grade 6 Drums songbook, played to a backing track

SONG 2	25
---------------	-----------

Either a different song chosen from the Trinity Grade 6 Drums songbook

or a song from the additional Trinity drums arrangements at trinityrock.com/extra-songs

or an own-choice song

or a song composed by the candidate

If song 2 is an own-choice song or one composed by the candidate it may:

- ✔ be unaccompanied
- ✔ be played to a backing track (which can be pre-recorded by the candidate)
- ✔ include added vocals, performed live by the candidate
- ✔ include an accompaniment played or sung live by another musician

SESSION SKILLS	20
-----------------------	-----------

Either playback **or** improvising

SONG 3	30
---------------	-----------

A technical focus song chosen from the Trinity Grade 6 Drums songbook, containing specific technical elements, played to a backing track

TOTAL	100
--------------	------------

SONGS

See pages 19-21 for requirements about the selection of songs.

The following songs are included in the Trinity Grade 6 Drums songbook.

Technical focus songs are indicated with [TF].

Parameters for own-choice songs are listed on pages 21-25.

LOVE REARS ITS UGLY HEAD [TF]	Living Colour
-------------------------------	---------------

MISERY BUSINESS [TF]	Paramore
----------------------	----------

MY SHARONA	The Knack
------------	-----------

PRESSURE & TIME	Rival Sons
-----------------	------------

PRIVATE LIFE	Grace Jones
--------------	-------------

SMELLS LIKE TEEN SPIRIT	Nirvana
-------------------------	---------

SMOOTH CRIMINAL	Alien Ant Farm
-----------------	----------------

WAKE UP [TF]	Rage Against the Machine
--------------	--------------------------

SESSION SKILLS

Candidates choose either **playback** or **improvising**.

See pages 26-31 for full details of the requirements and parameters.

EXAM DURATION



The Grade 6 exam lasts 25 minutes.

GRADE 7

EXAM STRUCTURE

The Grade 7 exam contains the following:

	Maximum marks
SONG 1	25

A song chosen from the Trinity Grade 7 Drums songbook, played to a backing track

SONG 2	25
---------------	-----------

Either a different song chosen from the Trinity Grade 7 Drums songbook

or a song from the additional Trinity drums arrangements at trinityrock.com/extra-songs

or an own-choice song

or a song composed by the candidate

If song 2 is an own-choice song or one composed by the candidate it may:

- ✔ be unaccompanied
- ✔ be played to a backing track (which can be pre-recorded by the candidate)
- ✔ include added vocals, performed live by the candidate
- ✔ include an accompaniment played or sung live by another musician

SESSION SKILLS	20
-----------------------	-----------

Either playback **or** improvising

SONG 3	30
---------------	-----------

A technical focus song chosen from the Trinity Grade 7 Drums songbook, containing specific technical elements, played to a backing track

TOTAL	100
--------------	------------

SONGS

See pages 19-21 for requirements about the selection of songs.

The following songs are included in the Trinity Grade 7 Drums songbook.

Technical focus songs are indicated with [TF].

Parameters for own-choice songs are listed on pages 21-25.

50 WAYS TO LEAVE YOUR LOVER	Paul Simon
ROPE	The Foo Fighters
SUPER BAD	James Brown
TOXICITY [TF]	System of a Down
THE TROOPER	Iron Maiden
TWO WEEKS [TF]	Grizzly Bear
WHAT'D I SAY	Ray Charles
WITH A LITTLE HELP FROM MY FRIENDS [TF]	Joe Cocker

SESSION SKILLS

Candidates choose either **playback** or **improvising**.

See pages 26-31 for full details of the requirements and parameters.

EXAM DURATION



The Grade 7 exam lasts 25 minutes.

GRADE 8

EXAM STRUCTURE

The Grade 8 exam contains the following:

	Maximum marks
SONG 1	25

A song chosen from the Trinity Grade 8 Drums songbook, played to a backing track

SONG 2	25
---------------	-----------

Either a different song chosen from the Trinity Grade 8 Drums songbook

or a song from the additional Trinity drums arrangements at trinityrock.com/extra-songs

or an own-choice song

or a song composed by the candidate

If song 2 is an own-choice song or one composed by the candidate it may:

- ✔ be unaccompanied
- ✔ be played to a backing track (which can be pre-recorded by the candidate)
- ✔ include added vocals, performed live by the candidate
- ✔ include an accompaniment played or sung live by another musician

SESSION SKILLS	20
-----------------------	-----------

Either playback **or** improvising

SONG 3	30
---------------	-----------

A technical focus song chosen from the Trinity Grade 8 Drums songbook, containing specific technical elements, played to a backing track

TOTAL	100
--------------	------------

SONGS

See pages 19-21 for requirements about the selection of songs.

The following songs are included in the Trinity Grade 8 Drums songbook.

Technical focus songs are indicated with [TF].

Parameters for own-choice songs are listed on page 22.

FIRE	The Jimi Hendrix Experience
ROSANNA	Toto
SCHISM [TF]	Tool
SEVEN DAYS [TF]	Sting
SILLY PUTTY	Stanley Clarke
THE SPIRIT OF RADIO [TF]	Rush
SUE (OR IN A SEASON OF CRIME)	David Bowie
WAR PIGS	Black Sabbath

SESSION SKILLS

Candidates choose either **playback** or **improvising**.

See pages 26-31 for full details of the requirements and parameters.

EXAM DURATION



The Grade 8 exam lasts 30 minutes.

PUBLICATIONS

The following Trinity publications support this syllabus. All are available from trinityrock.com/shop or from your local music shop.

ROCK & POP SONGBOOKS FROM 2018

Trinity's Rock & Pop songbooks contain eight songs (including three technical focus songs), plus background information on the songs and performance tips. Each also contains a code that gives free access to downloadable MP3 files of demo and backing tracks for the songs.

Drums Initial	TCL 016980
Drums Grade 1	TCL 016997
Drums Grade 2	TCL 017000
Drums Grade 3	TCL 017017
Drums Grade 4	TCL 017024
Drums Grade 5	TCL 017031
Drums Grade 6	TCL 017048
Drums Grade 7	TCL 017055
Drums Grade 8	TCL 017062

DEMO AND BACKING TRACK CDS

The demo and backing tracks that accompany the graded songbooks (and are free as downloads with the purchase of a songbook) are also available as graded CDs.

Drums Initial CD	TCL 017468
Drums Grade 1 CD	TCL 017475
Drums Grade 2 CD	TCL 017482
Drums Grade 3 CD	TCL 017499
Drums Grade 4 CD	TCL 017505
Drums Grade 5 CD	TCL 017512
Drums Grade 6 CD	TCL 017529
Drums Grade 7 CD	TCL 017536
Drums Grade 8 CD	TCL 017543

SESSION SKILLS

Specimen playback and improvising tests are available in Trinity's Session Skills series. A CD is included with each book.

Drums Session Skills Initial-Grade 2 TCL 014276

Drums Session Skills Grades 3-5 TCL 014283

Drums Session Skills Grades 6-8 TCL 014290

Syllabuses and Rock & Pop songbooks are also available for:

- 🎸 bass
- 🎸 guitar
- 🎹 keyboards
- 🎤 vocals.

POLICIES

CHILD PROTECTION

Trinity College London is fully committed to safeguarding and protecting the candidates that we work with. All posts, including examiners, are subject to a safer recruitment process, including the disclosure of criminal records and vetting checks. Our safeguarding policies and procedures are regularly reviewed and promote safeguarding and safer working practice across all parts of our work.

EQUAL OPPORTUNITIES

Trinity is committed to providing equality of opportunity and treatment for all, and will not unlawfully or unfairly discriminate directly or indirectly on the basis of any characteristic.

REASONABLE ADJUSTMENT

Trinity College London is committed to creating an inclusive environment where candidates with special needs are able to demonstrate their skills and feel welcomed. We aim to make our exams accessible to all. We treat each learner individually when considering how we can achieve this aim, recognising that requirements vary. Candidates can be assured that we do not compromise on the standard of marking or allow the quality of exams to be affected in any way.

All provision is tailored to the particular needs of each candidate. In order to be most beneficial, as full an explanation as possible of the required provision should be given. The need and request for provision should be made on the appropriate form available to download from trinitycollege.com/music-csn. For enquiries please contact music-csn@trinitycollege.com

DATA PROTECTION

Trinity College London is registered as a Data Controller with the Information Commissioner's Office in the United Kingdom under data protection legislation. Please see trinitycollege.com/policies for the most up-to-date information about data protection procedures and policies. You can write to the Data Protection Officer at Trinity's central office for further information.

CUSTOMER SERVICE

Trinity College London is committed to providing a high quality service for all our users from initial enquiry through to certification. Full details of our customer service commitment can be found at trinitycollege.com/customer-service

QUALITY ASSURANCE

Please note that, for training/monitoring purposes, it may, on occasion, be necessary for there to be more than one examiner in the room.

Trinity audio records and sometimes films exams for quality assurance and training purposes. In the case of filming, Trinity will always seek permission from the candidate (or their parent or guardian) first. All recording devices will be discreet and should not cause any distraction to candidates.

EXAM INFRINGEMENTS

All exam infringements (eg choosing an incorrect piece) will be referred directly to Trinity's central office by the examiner. Exam reports may be withheld until the outcome of any referral has been considered by Trinity. Depending on the severity of the infringement, marks may be deducted or, in extreme cases, the exam may be invalidated.

MALPRACTICE

Trinity requires its registered exam centres to report any suspected malpractice by candidates, teachers or examiners.

In situations where a centre is found to be inadequate or to be guilty of malpractice, either in terms of provision of facilities or in administration, the exam centre may be required to suspend all of its activities relating to Trinity exams until the cause of the problem is identified and rectified, if appropriate.

In extreme circumstances, the centre may no longer be permitted to act as an exam centre registered with Trinity.

In the very rare cases or circumstances where a centre or individual may be suspected of malpractice, Trinity will aim to minimise any inconvenience caused to any affected candidate, and would like to thank candidates, teachers and centre staff for their kind co-operation in reporting any suspected incident of cheating, thereby assisting Trinity in upholding the quality and integrity of its exam process.

RESULTS REVIEW AND APPEALS PROCEDURE

Anyone who wishes to question the outcome of their exam result should refer to trinitycollege.com/results-enquiry for full details of our results review and appeals process.

ACCESS ALL AREAS...

Get the full Rock & Pop experience online at trinityrock.com

Digital resources are available to support learning, including advice and content on:

- 🔒 songs, performance and technique
- 🔒 session skills.

You can access:

- 🔒 bite-sized videos that include tips from professional musicians on techniques featured in the songs
- 🔒 'producer's notes' on the songs, to increase your knowledge of rock and pop
- 🔒 blog posts on performance tips, musical styles, developing technique and advice from the music industry.

You can contact the music support team at Trinity's central office at music@trinitycollege.com, or find the contact details of your local representative at trinityrock.com/exam-centres

Check out our syllabuses and graded songbooks for:

- 🔒 bass
- 🔒 guitar
- 🔒 keyboards
- 🔒 vocals.

Facebook



YouTube







Twitter



Blog



NOTES



The Drum, London, United Kingdom. 40K likes. We believe marketing can change the world. In fact, youâ€™ll find these exact words on every cover of The Drum.Â We believe marketing can change the world. In fact, youâ€™ll find these exact words on every cover of T See More. The Drums are an American indie pop band from New York City. Founding members Jonathan (Jonny) Pierce and Jacob Graham became friends as children, having met at Bible camp at age 11 or 12. Some years later, they formed a short-lived electro-pop group initially named Goat Explosion, eventually renamed Elkland. They released one album, Golden, in 2005 and garnered interest with the single "Apart."